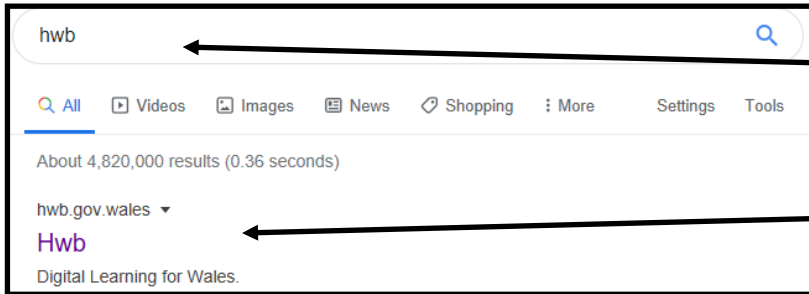


Hwb: Office 365 / Google Classrooms



1. Teipiwch 'Hwb' mewn i Google a dewiswch yr opsiwn cyntaf.

1. Type 'Hwb' into Google and click on the first option.


2. Ewch i'r darn 'Log in' a bydd yn gofyn am enw defnyddiwr a chyfrinair eich plentyn.

2. Click on the 'Log in' icon and it will ask for your child's username and password.



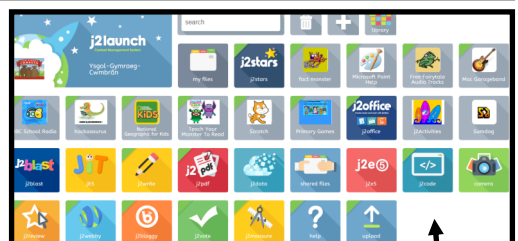
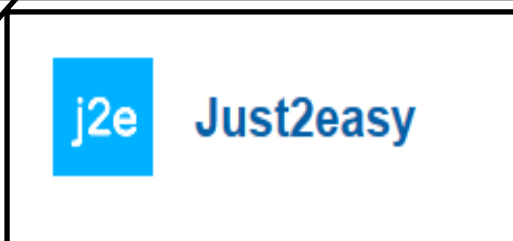

Cliciwch ar eicon 'Office 365' er mwyn cael mynediad i'r holl raglenni isod. Dyma lle mae e-bost eich plentyn. (Outlook)

Click on the 'Office 365' icon to have access to all these programmes below. Here you can find your child's email. (Outlook)



E-mail	Files	Word	Excel	Power point				Blog writing	Forms
--------	-------	------	-------	-------------	--	--	--	--------------	-------

Cliciwch ar yr eicon 'Google for Education' er mwyn cael mynediad i adnoddau Google. Click on the 'Google for Education' icon to gain access to different Google programmes.



Cliciwch ar yr eicon 'Just2easy' er mwyn cael mynediad i'r holl raglenni hyn. Click on the 'Just2easy' icon to gain access to all these programmes.